






## Corner Cutter




**S-100**



-  No: R3.5  
Radius Knife  
Size: 1/8" (3.5mm)
-  No: R6  
Radius Knife  
Size: 1/4" (6mm)
-  No: R10  
Radius Knife  
Size: 3/8" (10mm)
-  No: C15  
Straight Knife  
Size: Adjustable

● Cutting Capacity: 10mm/4" (110 sheets)

## Calender Cutter




**S-200**

-  No: D6  
Punch Knife  
Size: 1/4" (6mm)
-  No: D21  
Semicircle Knife  
Size: 13/16" (21mm)

● S-200 = S-100 (equipped with D21) + ruler SET

## Electric Round Corner Cutter



**S-500**  
machine comes with one R6 die

R3	R7	R11
R4	R8	R12
R5	R9	R13
R6	R10	C15

Model	S-500
Cutting Capacity	50mm
Available Die	R3~R13 / C15
Big Table	Yes
Die Equipped (Standard)	R6
Power Supply	230V / 115V
Weight (kg)	21

## Heavy Duty Round Corner Cutter



**S-700**  
machine comes with one R6 die

R3	R7	R11
R4	R8	R12
R5	R9	R13
R6	R10	C15

Model	S-700
Cutting Capacity	80mm
Available Die	R3~R13 / C15
Big Table	Yes
Die Equipped (Standard)	R6
Power Supply	230V/115V 370W
Dimension(WxDxH)	570x610x1400mm
Weight (kg)	105